

If you have any questions, please contact me at [jamie@teachmommyteach.com](mailto:jamie@teachmommyteach.com)

Thank you for downloading!

You May:

- use these resources in your own home or classroom for non-commercial use.
- print as many copies as you would like.
- share the website link, <https://teachmommyteach.com/>, where this printable can be found, so that others can download the file.

You May NOT:

- sell, give away, or share a printed copy. Each person should download separately and print.
- print out a copy for multiple teachers, as in an entire school, co-op, or other group. Each teacher should download separately and print.
- link directly to the pdf. Instead, link to the page on <https://teachmommyteach.com/> or <https://teacherspayteacher.com/> where you found the download.
- claim this or any part of this printable as your own.
- alter this printable and claim it as your own.
- host any of the files on your personal or other websites that can be shared with others.
- Upload this resource to any file sharing sites

Credits!! Thank you Speaking of Images and Open Clipart!



<https://www.teacherspayteachers.com/Store/Speaking-Of-Images>



<https://openclipart.org/>


# Set 5 Book 7: Chickens

## Pre-Reading Worksheets

Your child will review the CH digraph. Your child will also review many phonics rules with long vowel sounds.

Name: \_\_\_\_\_

Practice saying the CH sound. Then sound out the words below.



chicken chicken

chair chair

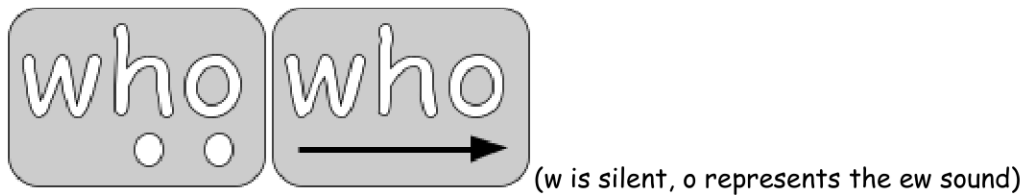

cheered cheered

chased chased

checked checked

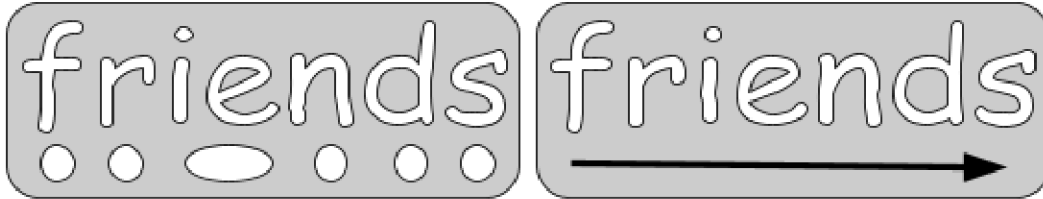
Name: \_\_\_\_\_

Practice reading the following words. If you are struggling, ask an adult to review the phonics rules for the word.

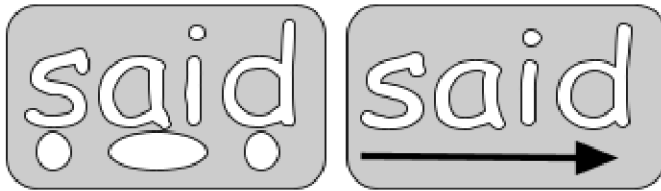


Name: \_\_\_\_\_

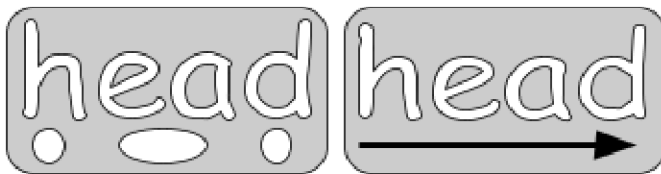
Read the following words. These words have spellings that do not follow normal phonics rules.



(ie represents the short e sound.)



(ai represents the short e sound)



(ea represents the short e sound)



(sounds out as the number 1)



(sounds out as number 2)

# Set 5 Book 7: Chickens

## Post-Reading Worksheets

Name: \_\_\_\_\_

Read the words. Cut out the words. Then sort the following words into long and short vowel categories.

Short Vowels

Long Vowels

friend	said	bravely
chair	cheer	chin

**ANSWERS** Name: \_\_\_\_\_

Read the words. Cut out the words. Then sort the following words into long and short vowel categories.

## Short Vowels

friend

said

chin

## Long Vowels

chair

bravely

cheer